

Confidential e-mail in University of Lapland

University of Lapland uses Deltagon Sec@GW software to protect e-mail confidentiality. With D-Envelope application receiving messages does not require installations on workstations. D-Envelope transforms the e-mail message to be readable in www browser, saves the encrypted e-mail temporarily and sends a notification message to the receiver with a protected link to read the actual message.

Sender determines the protection level used to send a message:

- ▶ In "Letter" level the message traffic is automatically protected with SSL encryption and the message is locked with Deltagon MessageLock™-technique.
- ▶ In "Registered letter" level also the receiver is authenticated using SMS authentication. In practice when the receiver opens the message system asks for a PIN code that is simultaneously sent as a text message to receiver's mobile phone.

Notification message

When a confidential e-mail has been sent to you, you will receive a notification message to your e-mail. The actual message opens with a protected browser connection by clicking the link in the notification message.



Luottamuksellinen / Konfidentiellt / Confidential

Aihe / Ämne / Subject
Message subject

[Avaa viesti / Öppna meddelandet / Open message](#)

Olet saanut luottamuksellisen viestin. Viesti avataan ja siihen voidaan vastata yläpuolella olevasta linkistä. Yhteys on suojattu TLS-salauksella. Turvallisuussyistä viestin lukemista on rajoitettu ja se voidaan lukea korkeintaan 30 päivän ajan.

Du har fått ett konfidentiellt meddelande. Meddelandet kan öppnas och svaras på från länken ovanför. Förbindelsen är skyddad med TLS-kryptering. Av säkerhetsskäl är läsningen begränsad och meddelandet kan läsas i högst 30 dagar.

You have received a confidential message. The message can be opened and replied to from the link above. The connection is protected with TLS encryption. Due to security reasons reading of the message is limited and can be read for 30 days at most.

Deltagon Group Oy

Business ID
0948181-6

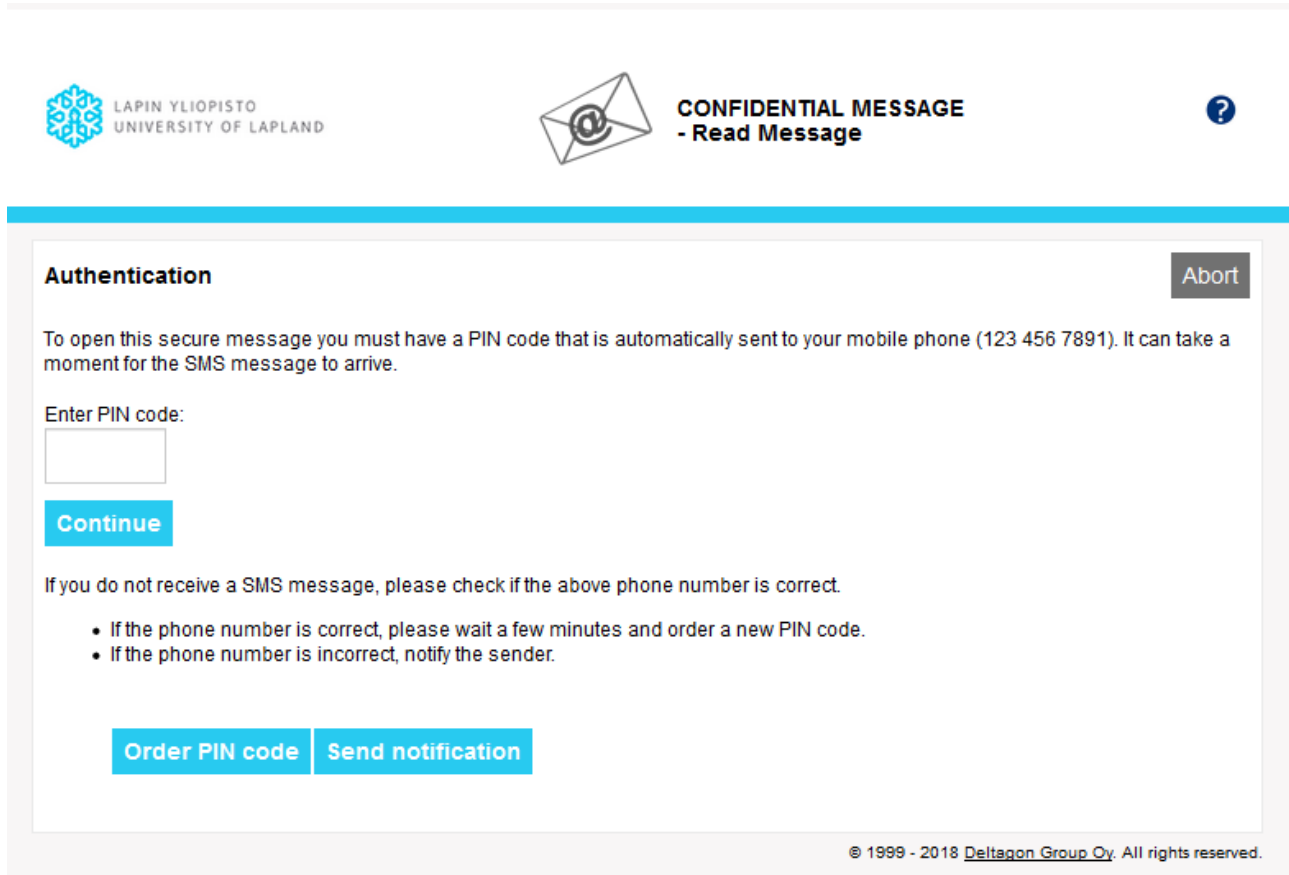
Itälahdenkatu 22 a
FI-00210 Helsinki

Phone +358 9 6850 320
Support +358 9 6850 3222

www.deltagon.com
info@deltagon.com

SMS authentication

If the message is sent in “Registered letter” level, you will need a PIN code to open the actual message. PIN code will be automatically sent to your mobile phone as a text message when you have clicked the link in notification message. After you have received the PIN code, enter it to the field and press “Continue” button.





The screenshot shows a mobile message interface. At the top left is the Lapin Yliopisto logo and text: "LAPIN YLIOPISTO UNIVERSITY OF LAPLAND". In the center is an envelope icon with an @ symbol and the text "CONFIDENTIAL MESSAGE - Read Message". At the top right is a question mark icon. Below this is a white box with a blue border containing the authentication screen. The screen has a title "Authentication" and an "Abort" button. The text reads: "To open this secure message you must have a PIN code that is automatically sent to your mobile phone (123 456 7891). It can take a moment for the SMS message to arrive." Below this is a label "Enter PIN code:" and an empty input field. A blue "Continue" button is below the input field. Further down, it says "If you do not receive a SMS message, please check if the above phone number is correct." followed by a bulleted list: "• If the phone number is correct, please wait a few minutes and order a new PIN code." and "• If the phone number is incorrect, notify the sender." At the bottom of the box are two blue buttons: "Order PIN code" and "Send notification". At the very bottom of the screenshot is the copyright notice: "© 1999 - 2018 Deltagon Group Oy. All rights reserved."


In case you don't receive the PIN code to your phone (within a reasonable time); you can order the PIN code again with “Order PIN code” button. If your phone number is incorrect or the authentication failed, inform the sender with “Send notification” function.

Reading message


Message opens as follows:

 LAPIN YLIOPISTO
UNIVERSITY OF LAPLAND

 **CONFIDENTIAL MESSAGE**
- Read Message



Reply Reply All Forward Delete Logout


From peter@default.com
To sarah@company.com
Subject Sales contract
Date Wed 21.02.2018 14:12:34
Attachments sales_contract.doc [723.3 KB] 

Hello Sarah,

Here is the confidential sales contract we discussed on the phone. Do you agree with the terms?

Best regards,
Peter

For security reasons, this message is readable for a maximum of 30 days.

Save 

© 1999 - 2018 Deltagon Group Oy. All rights reserved.

Functions:

Reply	Send secure reply
Reply all	Send secure reply to all
Forward	Forward message securely
Question mark	Show instructions
Print	Print message
Save	Save the message to your computer (txt, html, zip, encrypted zip-file or S/MIME encrypted eml). If saving as encrypted zip, fill in desired password to "Password" field. Message can be saved it S/MIME encrypted form only if you have an S/MIME certificate in use.
Delete	Delete message from server immediately
Logout	Store the message in server for a limited time. Reopening of the message requires authentication which can be done by using cookies or password.

Deltagon Group Oy

Business ID
0948181-6

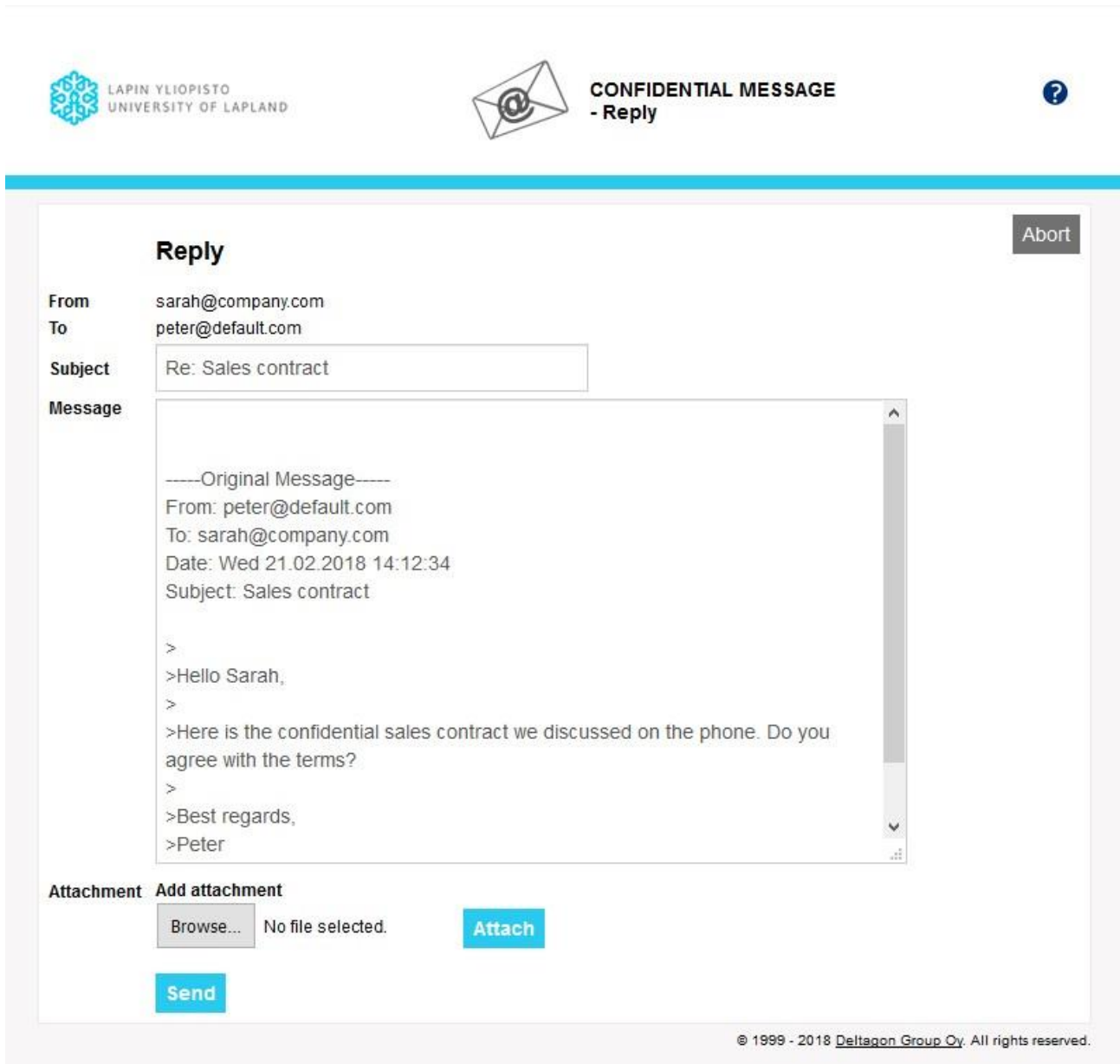
Itälähdenkatu 22 a
FI-00210 Helsinki

Phone +358 9 6850 320
Support +358 9 6850 3222

www.deltagon.com
info@deltagon.com

Replying to message

Reply window opens as follows:



Reply Abort

From sarah@company.com
To peter@default.com
Subject Re: Sales contract
Message

-----Original Message-----
From: peter@default.com
To: sarah@company.com
Date: Wed 21.02.2018 14:12:34
Subject: Sales contract

>
>Hello Sarah,
>
>Here is the confidential sales contract we discussed on the phone. Do you agree with the terms?
>
>Best regards,
>Peter

Attachment **Add attachment**

No file selected.

© 1999 - 2018 Deltagon Group Oy. All rights reserved.

Functions:

To	Choose recipients (in Reply all function)
Subject	Write message header
Message	Write message
Abort	Abort the reply without sending the message
Attach	Add attachments to message: browse desired file and press "Attach" button
Send	Send message
Question mark	Show instructions

Deltagon Group Oy

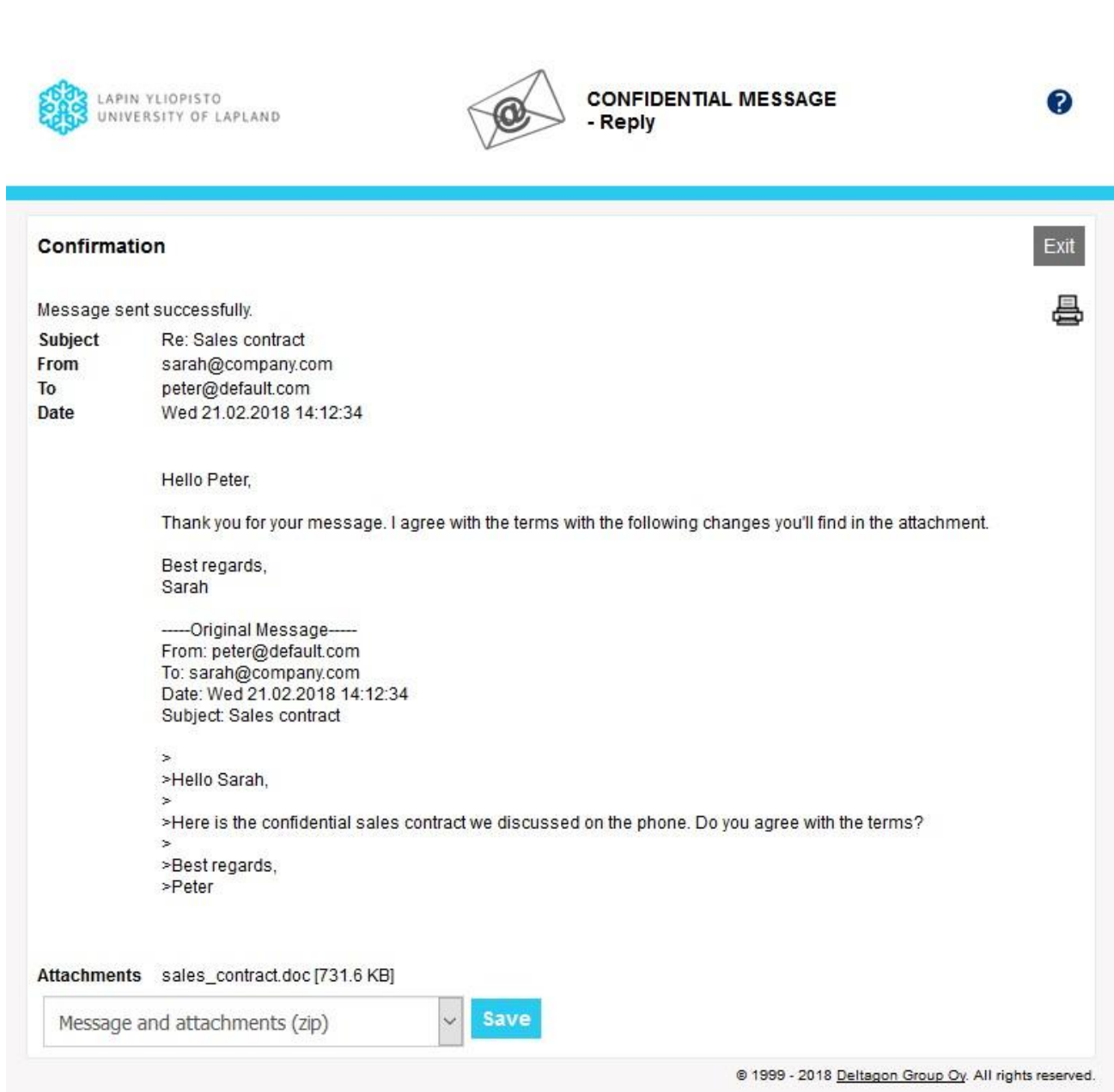
Business ID
0948181-6

Itälähdenkatu 22 a
FI-00210 Helsinki

Phone +358 9 6850 320
Support +358 9 6850 3222

www.deltagon.com
info@deltagon.com

After you have sent the message you will see a confirmation and you can save the sent message and attachments to your own computer.



The screenshot shows a confirmation screen for an email sent from Sarah to Peter. The interface includes a header with the Lapin Yliopisto logo, a 'CONFIDENTIAL MESSAGE - Reply' warning, and a help icon. The main content area displays the email details, the body text, and a list of attachments. At the bottom, there is a 'Save' button to download the message and attachments as a zip file.

Confirmation Exit

Message sent successfully. Print

Subject Re: Sales contract
From sarah@company.com
To peter@default.com
Date Wed 21.02.2018 14:12:34

Hello Peter,

Thank you for your message. I agree with the terms with the following changes you'll find in the attachment.

Best regards,
Sarah

-----Original Message-----
From: peter@default.com
To: sarah@company.com
Date: Wed 21.02.2018 14:12:34
Subject: Sales contract

>
>Hello Sarah,
>
>Here is the confidential sales contract we discussed on the phone. Do you agree with the terms?
>
>Best regards,
>Peter

Attachments sales_contract.doc [731.6 KB]

Message and attachments (zip) Save

© 1999 - 2018 [Deltagon Group Oy](#). All rights reserved.

The question mark in top right corner of each screen gives details of the different functions.

Message can be stored on the server for a limited time. Reopening of message requires identification that can be based on cookies or password. If you choose to store the message using password, write the desired password to the given fields. Press "OK" button to confirm your choice or "Back" button to return to the message.



Confirm logout

Reopening of message requires identification.
Choose a method of identification of the following:

- Cookie: A cookie is saved to your browser and while opening the message you will be automatically identified with it. Message can be opened with the same browser.
- Password: Define your own password that is required to reopen the message. Message can also be opened with another browser.

Password

Confirm password

Password must include:

- at least 6 characters
- lower-case letters
- upper-case letters
- numbers

OK

Back